

**VILLAGE OF CHASE
BYLAW NO. 709-2008**

Being a Bylaw respecting the Five Year Financial Plan for the
Village of Chase for the years 2008 to 2012

NOW THEREFORE the Council of the Village of Chase, in open meeting assembled,
enacts as follows:


1. This Bylaw may be cited as Financial Plan Bylaw No. 709-2008.
2. Schedule "A" attached to and forming part of this Bylaw hereby adopted as the Five Year Financial Plan for the Village of Chase for the years 2008 to 2012 inclusive.

READ A FIRST TIME THIS 13th DAY OF May, 2008.


READ A SECOND TIME THIS 13th DAY OF May, 2008.

READ A THIRD TIME THIS 13th DAY OF May, 2008.

RECONSIDERED AND ADOPTED THIS 20 DAY OF MAY, 2008.




Mayor



Corporate Administrator

Certified a true copy of
Bylaw No. 709-2008.



Corporate Administrator

Schedule "A"
Attached to and forming
Part of Bylaw No. 709-2008

Village of Chase
2008 Financial Plan

	2008	2009	2010	2011	2012
Revenues					
Property Taxes	1,198,055	1,270,545	1,392,652	1,444,938	1,544,938
Parcel Taxes	290,000	296,000	303,000	308,000	313,000
Concessions and Franchise	171,700	183,000	188,800	195,150	205,400
Licenses and Permits	33,900	34,100	35,100	35,200	36,300
User Fees	633,600	638,150	652,150	659,700	667,700
Transfers from Other Governments	660,031	981,294	5,907,128	525,794	526,294
Transfers from Reserve Funds	496,000	250,000			
Borrowing Proceeds	100,000	399,000	2,666,666		
Total Revenues	3,583,286	4,052,089	11,145,496	3,168,782	3,293,632
Expenditures					
Corporate Services	805,968	851,968	879,868	917,668	934,868
Protective Services	157,742	187,600	195,500	202,900	213,100
Public Works	61,779	65,689	68,599	70,619	74,839
Transportation Services	344,183	355,648	365,593	382,448	393,488
Parks and Recreation	291,396	315,701	321,111	344,026	356,511
Environmental Services – Solid Waste	224,668	204,910	194,152	206,412	211,689
Environmental Services – Water	183,125	187,288	190,628	203,273	207,563
Environmental Services – Sanitary Sewer	177,425	145,285	167,045	169,785	181,590
Capital Expenditures	1,237,000	1,558,000	8,583,000	491,651	539,984
Transfers to Reserve Funds	100,000	180,000	180,000	180,000	180,000
Total Expenditures	3,583,286	4,052,089	11,145,496	3,168,782	3,293,632